

Data logger, ACR-DTSD1352-C1(6)A electric meter and 5A output CT



The product portfolio includes 1 data logger, 1 electric meter and 1 or 3 CTs, which are suitable for multi-machine anti-backflow systems or power station projects to measure the total PV power generation.

Product Name	Model/Specification	Supplier
Datalogger	ST logger 1000	Sunways
Meter	ACR-DTSD1352-C1(6)A	Sunways
CT	***A / 5A	Customer*

The CT ratio $***/5$ should be based on actual conditions. The CT can be purchased from Sunways or other third parties. If customer wants to buy CT from sunways, please contact Sunways. If any customers want to purchase CT from local, they should select CT with a precision grade of 0.5 or above.





DATA LOGGER TECHNICAL PARAMETERS

General Data		Environmental Data	
Max. No. of Inverters	90 (30/RS485 Port)	Operating Temperature(°C)	-10~+60
Preference Setting	Remote Web、APP	Operating Humidity	0%-90% relative humidity, no condensation
Firmware Upgrade	Wireless upgrade	Operating Altitude (m)	≤ 4000m
Working Voltage	DC 12V	Storage Temperature(°C)	-40~+85
Power Consumption	<10W	Storage Humidity	<40%
		Protection Degree	IP20
Interface Specification			
RS485 Interface	4 ports (3 ports for inverters connection, 1 port for other devices connection), Baud 9600bps (Adjustable from 1200-57600 bps)		
Ethernet Interface	1 port, 10/100Mbps Self-adaptive		
Wireless Interface	WiFi/GPRS Alternative		
Output Dry Contact	Two independent dry contacts, 230V/1A		
Other Interface	CAN/USB/SD/SIM		
Wireless Data			
WiFi Transmitting Power	802.11b: +16 +/-2dBm (@11Mbps)、802.11g: +14 +/-2dBm (@54Mbps)、802.11n: +13 +/-2dBm (@HT20, MCS7)		
WiFi Receiving Sensitivity	802.11b: -87 dBm (@11Mbps, CCK)、802.11g: -73 dBm (@54Mbps, OFDM)、802.11n: -71 dBm (@HT20, MCS7)		
WiFi Operating Frequency	2.412GHz-2.484GHz		
Communication Distance	100M (without obstacles)		

METER TECHNICAL PARAMETERS

Specification		3 phase 3 wires, 3 phase 4 wires
Voltage	Reference Voltage	3×100V、3×380V、3×57.7/100V、3×220/380V
	Consumption	<10VA(Single phase)
	Impedance	>2MΩ
	Accuracy Class	Error±0.2%
Current	Input Current	3×1(6)A (Outlay transformer)
	Consumption	<1VA(Single phase rated current)
	Accuracy Class	Error±0.2%
Power		Active, reactive, apparent power, error±0.5 %
Frequency		45 ~ 65Hz, Error±0.2%
Temperature		-40°C~ 99°C
Energy		Active energy(Accuracy class:0.5, 1), reactive energy(Accuracy class 2)
Clock		≤ 0.5s/d
Energy Pulse Output		1 active optocoupler output, 1 reactive optocoupler output
Width of Pulse		80±20ms
Pulse Constant		6400imp/kWh,400imp/kWh (Correspond with the basic current)
Interface and Communication		RS485: Modbus RTU
Range of Communication Address		Modbus RTU:1~ 247;
Baud Rate		1200bps~19200bps
Relative Temperature		-25°C ~+55°C
Relative Humidity		≤ 95 % (No condensation)

5A Output CT

			
<p>Closed-mouth CT, square hole and round hole combination, can pass through the cable, also can pass through the copper.</p>	<p>Closed-mouth CT, square hole, copper bar installation, suitable for distribution cabinet bus bar installation.</p>	<p>Open-mouth CT is suitable for renovation projects without dismantling existing cables or busbars.</p>	